



**VISIOVET**  
MEDIZINTECHNIK

**Herausforderungen der Behandlung von Neuweltkameliden für den Pferde- und Rinderpraktiker unter besonderer Berücksichtigung bildgebender Diagnostik**

*Challenges in New World Camelid medicine for the horse and bovine practitioner with*



Gerersdorferstr. 52  
4063 Hörsching



**8. bis 9. November 2019 (Haupttagung)**  
10. November 2019 (Postconference Seminar)



visiovet medizintechnik gmbh  
+43 4272 39938

w w w . v i s i o v e t . e u

## Referenten


**Prof. Dr. Ahmed Tibary** (DMV, MS, DSc, PhD, Dip. ACT)

Center for Reproductive Biology,

Washington State University

Forschungsschwerpunkte: Theriogenologie der Rinder,

Cameliden und Pferde.



**Prof. Dr. Hubert Simhofer** (Dipl.AVDC Eq Dipl.EVDC Eq

Dr.med.vet)

Klinische Abteilung für Pferdechirurgie

Veterinärmedizinische Universität Wien






# Programm

## Friday 8<sup>th</sup> November.

8:00


*Registration and Welcome coffee*

8:30

 T. ZÜCHNER/  
G. TAUSCHITZ

*Introduction and Welcome note*


8:45

 A. TIBARY:

*An overview of common complaints in New World camelid medicine.*

This presentation will review the primary complaints seen in individual animal medicine based on the experience of the author and an approach to diagnosis. These complaints include primary failure to thrive or chronic weight loss, anemia, colic in the female and male, downer animal, common skin conditions, and respiratory stress

9:45

 H. SIMHOFER:

*Tooth problems in New World Camelids, diagnostic possibilities and surgery possibilities.*


10:45

**General discussion**

11:00

**coffee break**

11:30

 A. TIBARY:

*The abdomen of the New World Camelid with special emphasis on ultrasonographic diagnosis*

Ultrasonographic examination of the abdominal viscera is an important step when dealing with weight loss, colic, gastro-intestinal, urinary and reproductive disorders in New World camelid medicine. This presentation will present the anatomical characteristics and landmarks for ultrasonographic examination of abdominal viscera. The objective is to provide support for the laboratory session covering these aspects of examination.

13:00

**Lunch break**

14:30

**PRACTICAL SESSION 1 (Participants divided into two groups)**

*Group 1: Examination of the New World Camelid Abdomen (Case Studies with physiological and pathological patients)*

*Group 2: Examination of the New World Camelid tooth (Case studies with physiological and pathological patients)*

16:30

**Coffee break**

17:00

**PRACTICAL SESSION 2 same topics as above with changes groups**

19:00


**End of day 1**

19:30

**Informal Get together**

## Saturday 9<sup>th</sup> November

8:00

 H. SIMHOFER:

*Dental rehabilitation and extraction techniques*

9:30

**Coffee break**

10:00

 A TIBARY:

*Examination of the male and female reproductive system*

This lecture will provide a review of the breeding soundness examination of the male and female genitalia. In the female, the emphasis will be on ultrasonographic evaluation of the reproductive organs and description of the normal ovarian and uterine changes during the cycle as well as a review of the most common abnormalities. Vaginal examination technique will also be described as well as sampling techniques and interpretation of endometrial cytology, bacteriology and biopsy. In the male, standar breeding examination technique described will include testicular measurement and evaluation by ultrasonography, semen collection and evaluation and a review of common disorders of the penis and testes.



*Vortrag in deutscher Sprache*

*Vortrag in englischer Sprache mit deutschen Präsentationsfolien*



11:00



A TIBARY:

*Neonatology*

This lectures will review clinical evaluation of the neonate followed by a discussion of the most common congenital abnormalities. Clinical management of specific conditions will be discussed including failure of passive transfer, sepsis, meconium retention

12:00

Lunch

13:00

**PRACTICAL SESSION 3 (participants divided into two groups)**

*Group 1: workshop on gynecology with case studies*

*Group 2: Dental extraction and tooth rehabilitation*

15:00

Coffee break

16:00

**PRACTICAL SESSION 4 same as above with changed groups**

18:00

End of practical session

18:30



NN:

*Parasitosis in New World camelids, an update!*

19:15

End of day 2

19:45

Informal Dinner

**Sunday 10<sup>th</sup> November**

(Post conference seminar as an option)

8:30



A TIBARY:

*Advanced examination technique in reproduction: Hysteroscopy and laparoscopic assisted surgeries*

This lecture will present advanced techniques in the evaluation of infertile alpacas as well as example of abnormalities found on hysteroscopy. Laparoscopic examination of the abdominal cavity is described and illustrated through clinical cases, with special reference of the evaluation of the ovaries and uterus in the female, and cryptorchidectomy in the male.

10:00

Coffee break

10:30



H SIMHOFER:

*Lameness diagnosis in New world Camelids*

12:00

Lunch

13:00

**PRACTICAL SESSION (participants divided into two groups)**

*Group 1: demonstration on hysteroscopy and laparoscopy*

*Group 2: Practical lameness diagnostic*

14:30

Coffee break

15:00

**PRACTICAL SESSION as above with changed groups**

16:30

General discussion and end of seminar





**Begrenzte Teilnehmerzahl!**

**VERBINDLICHE ANMELDUNG „CHALLENGES IN NEW WORLD CAMLID MEDICINE“**

per E-Mail an: office@visiovet.eu oder Fax: +43 810 9554 258350

Datum: Freitag 08. November bis Samstag 09. November 2019

Sonntag 10. November Zusatzseminar

Ort: Theorieseminar im Gasthof Linimayr,  
Praxisseminar in der Ordination von Dr. Täubel und umliegende  
Alpakazuchtbetriebe

		Early bird (Bis 30.09.)	Regular (ab 1.10.)
Beitrag:	<input type="checkbox"/> 2 Tage (8. - 9. 11.)	€ 750,00	€ 850,00
	<input type="checkbox"/> 3 Tage (8. - 10. 11.)	€ 990,00	€ 1090,00
	<input type="checkbox"/> 1 Tag (11.11.)	€ 340,00	€ 440,00

Teilnahmebeitrag zzgl. MwSt. beinhaltet Pausen- und Snack- Buffets sowie Mittagessen während des Seminars.

Name: .....

Tierklinik: .....

Adresse: .....

Telefonnummer:.....

E-Mail Adresse: .....

[Anmeldung Hotel \(je nach Verfügbarkeit Linimayr oder Hotel in der Nähe\)](#)

- Standardzimmer: Einzelzimmer ab € 69,00
- Eine Nacht      Anreise am .....
- Zwei Nächte      Anreise am .....
- Drei Nächte      Anreise am .....

Bezahlung des Hotels erfolgt vor Ort.

X Unterschrift:

.....